

695XL


Deepest, Most Versatile Gas Power Cutter

The 695XL features include an easy to start engine with higher energy ignition system and durable, long-lasting components including a new muffler, carburetor and piston & cylinder. Available with 12-inch (30 cm), 16-inch (40cm) and 20-inch (50cm) guidebars for the FORCE4® and PowerGrit® series diamond chains and 12-inch (30cm), 14-inch (35cm) and 16-inch (40cm) guidebars for the FORCE3® series of diamond chains.. Based on the best-selling 695 power cutter platform, the 695XL is the highest horsepower Oregon® gas power cutter for frequent-use by general construction, utility contractors and concrete professionals.



695XL TECHNICAL SPECIFICATIONS

Bar Cutting Depth	PowerGrit/PowerGrit XL 12 in/30cm, 16 in/40cm FORCE3 12 in/30cm, 14 in/35cm, 16 in/40cm FORCE4 12 in/30cm, 16 in/40cm
Powerhead Weight	21 lbs/9.6 kg
Engine Speed	9300 +/- 150 rpm (max)
Idling Speed	2700 +/- 100 rpm
Horsepower	6.4 hp (4.8 kW) @ 9000 rpm
Engine Type	2-stroke, single cylinder, air cooled
Displacement	5.7 cu inch (94 cc)
Powerhead Dimensions	18" L x 14" H x 12" W (46 cm x 36 cm x 30 cm)
Guaranteed Sound Power Level, Lwa (1)	115 dB(A); (Kwa = 1.0 dB(A))
Sound Pressure Level, at Operator's Ear Lwa (1)	104.6 dB(A); (K = 1.0 dB(A))
Vibration, a _{hv, eq} Concrete Cutting (2)	3.6 m/s ² (K=0.2 m/s ²) Front Handle 3.1 m/s ² (K=0.2 m/s ²) Rear Handle
Vibration, a _{hv, eq} Pipe Cutting (2)	5.62 m/s ² (K=0.2 m/s ²) Front Handle 5.28 m/s ² (K=0.2 m/s ²) Rear Handle
Water Supply Requirement	Minimum of 20 psi (1.4 bar)
Water Flow Requirement	Minimum: 2 gpm (8 lpm)
Fuel Mix Ratio	50:1 (2%) fuel-to-oil
Fuel Capacity	0.26 gal (1.0 liter)



(1) Measured in accordance with ANSI S12.51-2012/ISO3741:2010

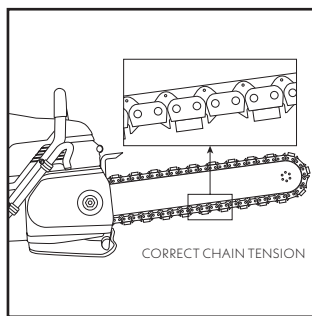
(2) Measured in accordance with ISO5349-1:2001, ISO22867:2011 and ISO19432:2012



OREGONCONSTRUCTION.COM | 800.321.1240




Deep cutting solution for obstructed or small openings



Easy tensioning of chain



Safer to cut ductile iron



Versatile



OREGONCONSTRUCTION.COM | 800.321.1240